



Great
Western
Railway

○ Swindon

○ Chippenham

○ Melksham

○ Trowbridge

○ Westbury

B5M

Train Times

18 May to
13 December 2025



Check before you travel.



GWR.com/check



Search for **GWR** in your app store

This timetable shows trains between Westbury and Swindon via Melksham on the TransWilts line. All trains in this timetable are operated by Great Western Railway.

Changes to published times

Improvement works may affect services, especially at weekends. Services may also be different on public holidays. Always check your journey before you leave at [GWR.com/check](https://www.gwr.com/check)

Replacement buses

Animals[†], non-folding bikes, and large items of luggage can't be taken on our buses.

[†]Assistance dogs can be taken.

National Rail

Find out more about train times and fares.

Call **03457 48 49 50*** (24 hours, calls may be recorded) or go to [nationalrail.co.uk](https://www.nationalrail.co.uk)

You can also find the National Rail Conditions of Travel here.

Bags and Luggage

You can bring up to 3 pieces of luggage, with a maximum size of 30 x 70 x 90cm. Small and medium sized bags can be stored under your seats or in the overhead racks. Large items can be stored in the dedicated luggage areas. Surfboards can't be taken on our IET services. Look for GWR trains shown with a ■ symbol in our timetables.

Bikes

Reservations on our IET services are strongly recommended. Full details about bringing your bike onboard our services can be found at [GWR.com/Bikes](https://www.gwr.com/Bikes)

When travelling to or from London Paddington, all non-folding bikes without a reservation will not be permitted on services arriving between 0730 and 0930 or departing between 1600 and 1900 on Mondays to Fridays, excluding Public Holidays.

On all other GWR services, bikes are welcome on a first-come, first-served basis.

Short platforms

Some stations have short platforms. In some cases, you can only join or leave the train from certain carriages. Please listen for announcements.

Free Wi-Fi and plug sockets are available on most trains.

Delay Repay

You are entitled to compensation if your journey has been delayed for 15 minutes or more.

Find out more at [GWR.com/DelayRepay](https://www.gwr.com/DelayRepay)

Great Western Railway Customer Panel

Our panel is set up for you to tell us your thoughts and give us feedback on how we are doing.

Find out more at [GWR.com/Panel](https://www.gwr.com/Panel)



Penalty Fares

If you don't have a valid ticket you may have to pay a Penalty Fare.

Find out more at [GWR.com/revenueprotection](https://www.gwr.com/revenueprotection)

Transport Focus

The UK's independent watchdog for passengers and road users. Call **0300 123 2350*** or find out more at [transportfocus.org.uk](https://www.transportfocus.org.uk)

Seat reservations on GWR services

Reservations are recommended on many of our trains. When you buy a ticket, we will allocate you a seat if one is available. We leave some space for those with walk-up tickets, or who may have been disrupted.

Our seat guarantee

If you have a reservation on a GWR service and have to stand, you are entitled to compensation. Find out more at [GWR.com](https://www.gwr.com)

The TransWilts Integrated Corridor

This Partnership is an initiative which aims to improve links between trains and buses on the route from Swindon to Salisbury via Chippenham, Melksham, Trowbridge, Westbury, Dilton Marsh and Warminster.

Find out more at [transwilts.org](https://www.transwilts.org)



* Standard network charges apply. Calls from mobiles may be higher

All information correct at time of publication. Errors and omissions excepted.

Download the most up-to-date version at [GWR.com/timetables](https://www.gwr.com/timetables)

Large print timetables

are available for our partially sighted customers. Call **03457 000 125*** or email **GWR.Feedback@GWR.com**

* Standard network charges apply. Calls from mobiles may be higher.

Passenger Assist

You can arrange help, check station accessibility, buy a ticket and reserve a seat by calling us on Freephone **0800 197 1329** or by text relay **18001 0800 197 1329** (open 24 hours a day except 25 and 26 December Christmas Day and Boxing Day). You may book assistance by completing the online booking form available on our website.

Station accessibility

All of our stations are classified for their level of accessibility:

Category A: This station has step-free access to all platforms

Category B: This station has a degree of step-free access to the platform, which may be in both directions or in one direction only. Check details on our website

Category C: This station does not have step-free access to any platform

Full details can be found at **GWR.com/PassengerAssist**

Operator
GW Great Western Railway

For details of accessibility at any station, check **nationalrail.co.uk**

Station	CRS	Operator	Access Category	Ticket office hours			Ticket machine	Toilets	Car Park	Bike Rack
				Weekdays	Saturdays	Sundays				
Chippenham	CPM	GW	A	0550-2000	0550-1930	0740-1950	●	● ♿	●	●
Melksham	MKM	GW	A	Unstaffed	Unstaffed	Unstaffed	●		●	●
Swindon	SWI	GW	A	0630-2000	0630-1930	0800-2000	●	● ♿	●	●
Trowbridge	TRO	GW	B	0640-1310	0640-1450	0920-1650	●	● ♿	●	●
Westbury	WSB	GW	A	0650-1700	0740-1340	1135-1800	●	● ♿	●	●

NOTES AND SYMBOLS

- Bold**

Through service
- Light

Connecting service
- Green**

Runs on certain days only, or has differences at some stations. Please check notes for details
- ④

Minimum time, in minutes, you need to allow between connecting services (this is only shown at stations where this differs from the standard 5 minute allowance)
- ⚡

PlusBus available. For more details, visit **plusbus.info**
- a**

Arrival time
- d**

Departure time
- A**

Until 13 September train continues to Weymouth
- B**

Runs from 20 September
- C**

Runs until 13 September
- D**

Runs from 2 November
- E**

Runs until 26 October. Train continues to Weymouth
- CNM**

Cheltenham Spa
- FRO**

Frome
- SAL**



Salisbury
- SOU**



Southampton Central
- WEY**



Weymouth
- WOF**

Worcester Foregate Street



SWINDON - MELKSHAM - WESTBURY



MONDAYS TO FRIDAYS	Swindon 	d	0606	0844	1105	1314	1515	1735	1844	2012	2231
	Chippenham 	d	0623	0859	1121	1330	1531	1750	1900	2028	2246
	Melksham	d	0632	0909	1131	1340	1540	1800	1909	2039	2256
	Trowbridge	a	0641	0918	1140	1349	1550	1809	1918	2048	2305
	Westbury	a	0649	0925	1147	1357	1559	1819	1926	2056	2312
	Train continues to		SOU			SAL					



SATURDAYS	Notes	A						B	C	
	Swindon 	d	0844	1105	1313	1514	1735	1944	2110	2212
	Chippenham 	d	0859	1121	1329	1530	1751	1959	2125	2227
	Melksham	d	0909	1131	1339	1539	1801	2009	2135	2237
	Trowbridge	a	0918	1140	1348	1548	1810	2018	2144	2246
	Westbury	a	0925	1148	1355	1558	1818	2029	2152	2255

SUNDAYS	Notes		D		E					
	Swindon 	d	0908	1132	1132	1332	1544	1744	1943	2134
	Chippenham 	d	0923	1147	1147	1347	1559	1759	1959	2149
	Melksham	d	0932	1157	1157	1356	1609	1809	2009	2159
	Trowbridge	a	0941	1205	1206	1404	1618	1818	2018	2209
	Westbury	a	0949	1214	1213	1412	1625	1825	2025	2216
	Train continues to					WEY	FRO	SAL		

WESTBURY - MELKSHAM - SWINDON

MONDAYS TO FRIDAYS	Westbury	d	0705	0745	0946	1217	1418	1623	1837	2006	2116
	Trowbridge	d	0711	0752	0952	1223	1424	1629	1843	2012	2122
	Melksham	d	0721	0802	1002	1233	1434	1639	1853	2022	2132
	Chippenham 	a	0730	0811	1011	1242	1443	1648	1903	2031	2141
	Swindon 	a	0747	0834	1028	1259	1500	1706	1921	2050	2158
	Train continues to		WOF			CNM					

SATURDAYS	Notes							B	C	
	Westbury	d	0745	0952	1217	1419	1623	1835	2008	2118
	Trowbridge	d	0752	0959	1223	1425	1629	1841	2015	2124
	Melksham	d	0802	1009	1233	1435	1639	1851	2025	2134
	Chippenham 	a	0811	1018	1244	1444	1648	1900	2034	2143
	Swindon 	a	0828	1036	1301	1501	1705	1917	2054	2200

SUNDAYS	Westbury	d	0816	1041	1213	1415	1652	1849	2038
	Trowbridge	d	0823	1046	1219	1422	1658	1855	2044
	Melksham	d	0832	1056	1231	1431	1708	1906	2054
	Chippenham 	a	0841	1106	1240	1441	1717	1917	2103
	Swindon 	a	0858	1123	1257	1458	1734	1934	2123

Changes to our timetables

The times shown in this timetable are a guide to our services. Train times may change late at night or at weekends to allow maintenance work to be done. You should always confirm your train times online, less than 24 hours prior to travelling: **GWR.com/Check**